



# 787 Angle Of Attack Sensor

May 2014

Specific airport compatibility questions concerning Boeing commercial aircraft should be forwarded to:

Airport Compatibility Engineering  
(Seattle, WA)

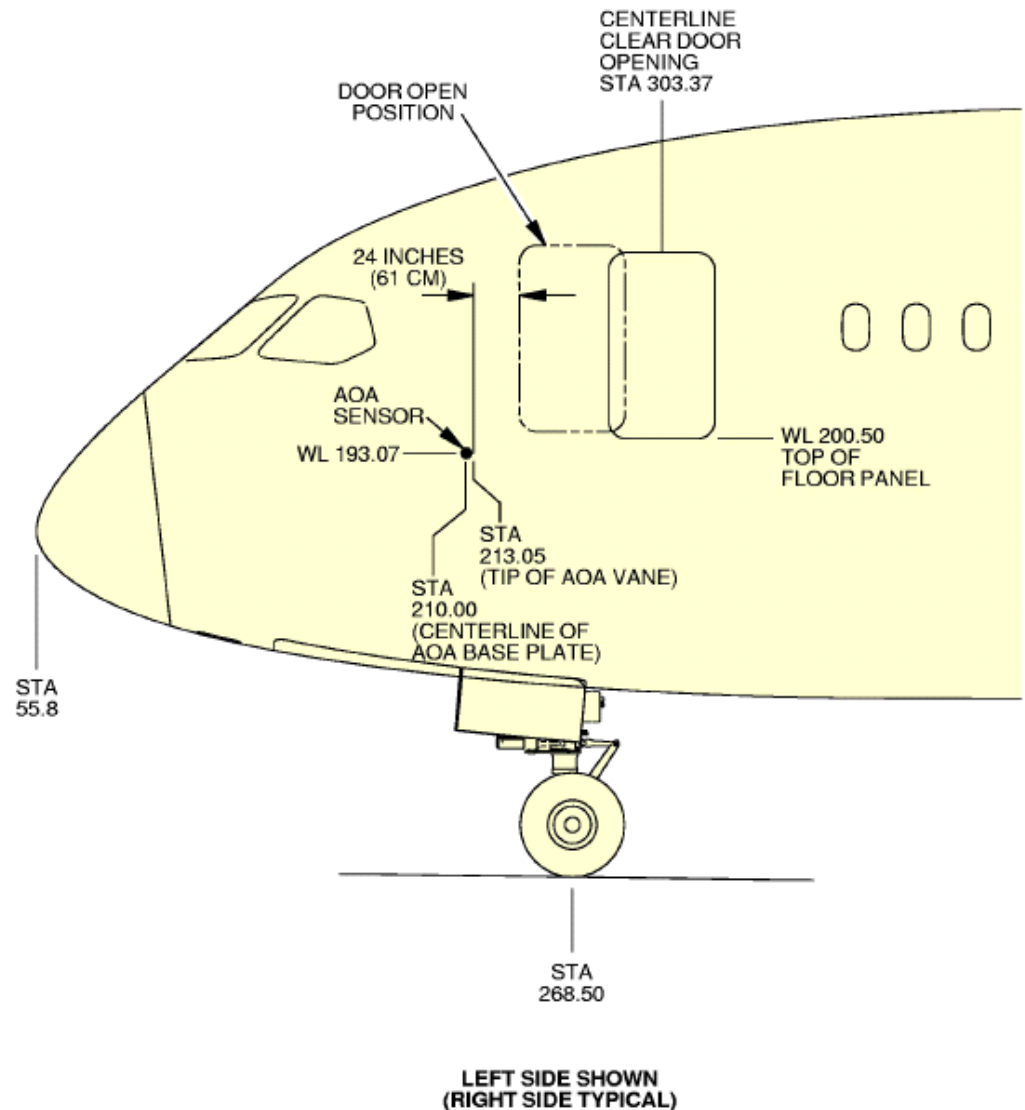
Voice: 1-425-237-1004

Fax: 1-206-662-0280

E-mail: [airportcompatibility@boeing.com](mailto:airportcompatibility@boeing.com)

# 787 Angle Of Attack Sensor Location



- The forward left door (DL1) of the 787 was designed more forward than on many previous Boeing aircraft.
- The position of DL1 is now inherently closer to the left hand Angle Of Attack (AOA) sensor.
- Although the distance was deemed sufficient, there have been questions as to safe operation of Passenger Boarding Bridges (PBB) around this location of the aircraft. If caution is not exercised, there is risk for the AOA sensor to be damaged during PBB operations.



# 787 Aircraft and Passenger Boarding Bridge (PBB)

## Area of Interest

The location of the AOA Sensor is approximately 90 in (229 cm) forward of the DL1 centerline and 7.4 in (19 cm) below the DL1 threshold.



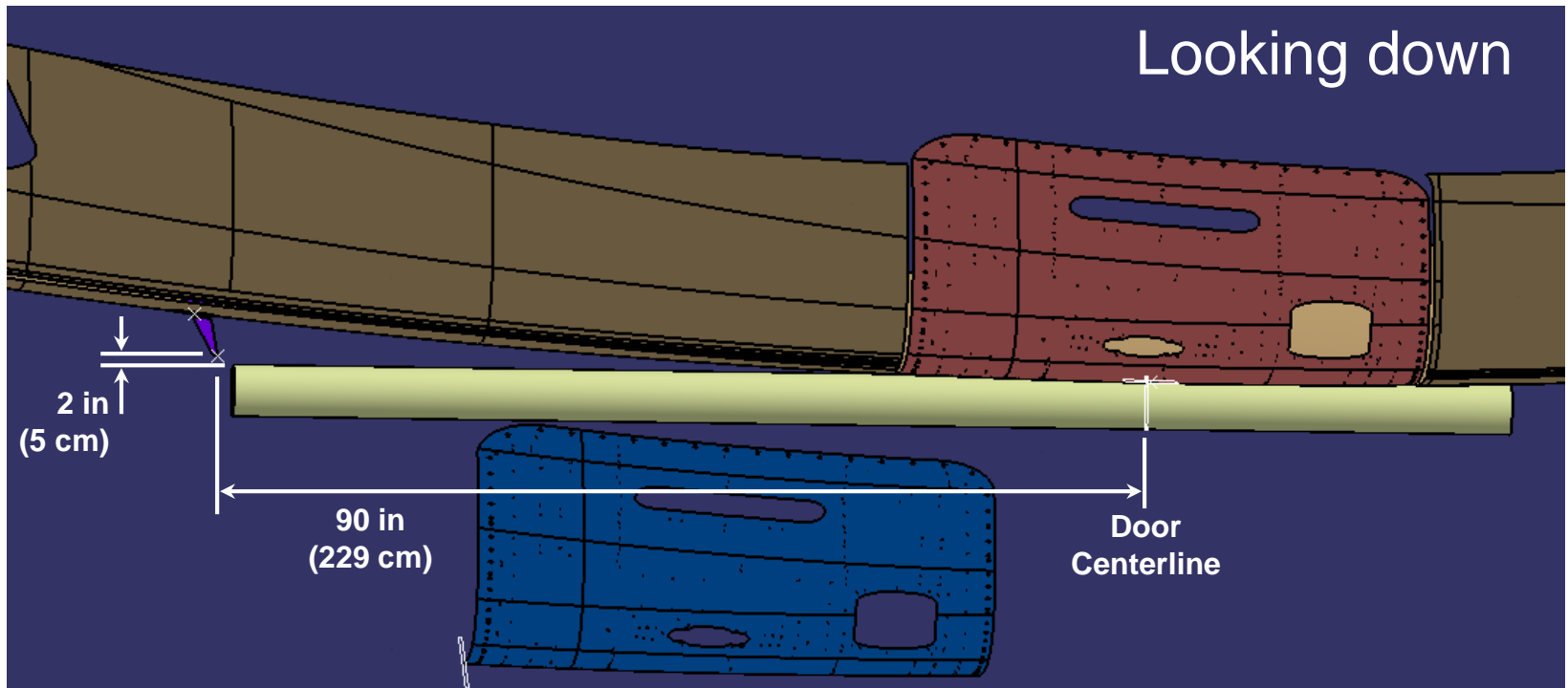
# 787 Aircraft and Passenger Boarding Bridge (PBB) Alignment

- The PBB deck is aligned vertically to the door threshold and horizontally to allow complete operation of DL1 opening outward and toward the aircraft nose
- Visual aids are suggested to aid in PBB alignment



# 787 AOA Sensor Proximity to Passenger Boarding Bridge

- When the PBB is positioned against the 787, with the bumper parallel to the DL1 threshold, the bumper will NOT contact the AOA Sensor
- If additional clearance is desired to guard against AOA Sensor contact, modifications may be made to portions of the PBB



# Passenger Boarding Bridge (PBB) Modification

- A portion of the bumper may be removed to provide additional clearance / visibility of the AOA Sensor
- A portion of the PBB canopy may also be removed, as desired, to provide additional clearance / visibility of the AOA Sensor
- Exact dimensions may be dependent on PBB manufacturer / model and should be determined on site



- Material removal should be minimized, or other resolutions used, to maintain personal safety and weather protection

Trim and  
remove  
portion of  
PBB canopy

Trim and  
remove portion  
of PBB bumper